

## HOLDER FOR TUBULAR HANDLEBARS

SMiPHONE4

### INTERPHONE SMiPHONE4



Water resistant iPhone4 holder for motorcycles - for tubular handlebars with 12-30 mm diameter - impact protection.



12 to 30 mm  
handlebar fixing



quick release



impact protection



adjustable angulation



touch screen connection



charge in use

## interphone *SMiPHONE* iPhone 4 HOLDER



water resistant



### IPHONE4 HOLDER FOR TUBULAR HANDLEBARS

Water resistant iPhone holder for motorcycles and bicycles. A very sturdy external housing and a knock-proof internal rubber shell provide your device with total protection. The mounting bracket with safety closure is adjustable over a full 360° so you can place your iPhone in the best possible position. All phone functions are available with the phone in the case, including the Touch Screen function, plugging in the earphones and using the battery charger. Likewise, you can take pictures without removing the phone from the case, since it is equipped with a hole for the lens on your iPhone.



## Functions

- Universal holder with quick-release system
- Handlebar mounting bracket with adjustable (360°) viewing angle
- Quick-engage safety lock
- Anti-shock lining
- Dedicated removable internal adapter in silicone
- Water resistant
- Full access to iPhone4 keys
- Phone can be recharged while in use
- For handlebars with diameter of 12 to 30 mm



- Compatible with tubular handle bars with 12-30 mm diameter



- Special mechanism quickly releases the case from the handlebar holder



- Knock-proof guard surrounds unit for maximum protection



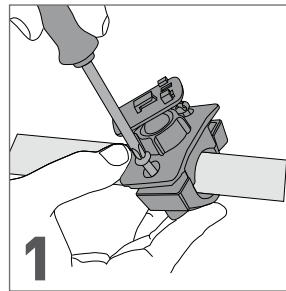
- Handlebar mounting bracket with adjustable viewing angle



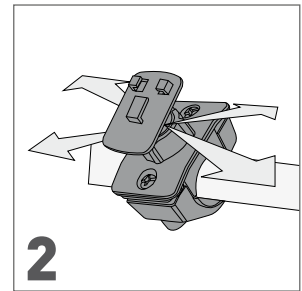
- Crystal film is compatible with all touch screens



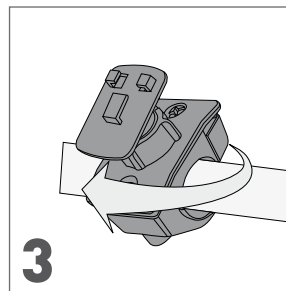
- iPhone® can be recharged while in use



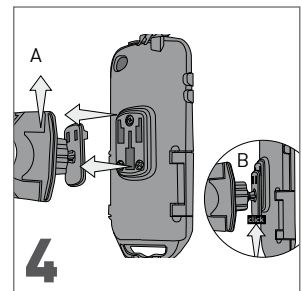
**1** Mounting system. Screw it onto the handlebar



**2** Adjust the tilt of the base as desired



**3** Tighten the adjustment collar on the base tilt system



**4** Snap the case onto the bracket



**5** Thread power or earphone cables through the slots provided

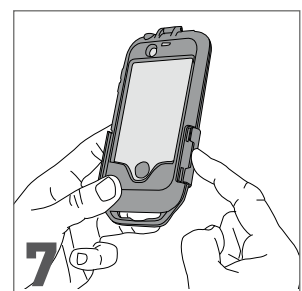


**6** Insert the iPhone into the case

## COMPATIBLE WITH:

**INNERADIPHONE3G  
IPHONE 3G/3GS ADAPTER  
Silicone adapter for  
iPhone 3G/3GS**

Makes SMIPHONE4 compatible with iPhone 3G/3GS



**7** Tighten the fastening hooks