

## HOLDER FOR TUBULAR HANDLEBARS

SMGPS43

### INTERPHONE SM43



Water resistant GPS holder for devices up to 4.3" for motorcycles - for tubular handlebars with 12-30 mm diameter - impact protection.



motorbike



bicycle



impact protection



adjustable angulation



touch screen connection



water resistant zippers

## interphone **SM43** GPS HOLDER



water resistant



### 4.3" GPS HOLDER FOR TUBULAR HANDLEBARS


Water resistant GPS holder for motorcycles and bicycles universal holder for devices up to 4.3".

Your GPS is carried in an extremely sturdy, practical case whose interior is lined with knock-proof material.

The holder can be fixed to the handlebar simply and quickly, thanks to a practical, adjustable bracket.

Since the base can be rotated 360°, you can position the screen at the visual angle that is just right for you.

The water resistant case and zips enable the case to be used in any weather, and your touch screen display is completely functional through the special crystal film window.



## Functions

- Adjustable internal shim
- Slot for battery charger cable
- Safety band



- Water resistant case and zip



- Knock-proof guard surrounds unit for maximum protection



- Handlebar mounting bracket with adjustable viewing angle



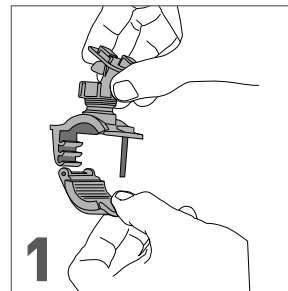
- Crystal film is compatible with all touch screens



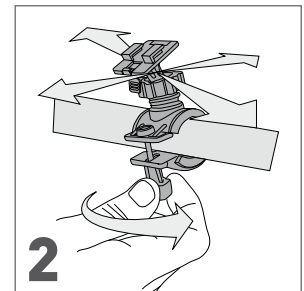
- Easy installation on motorcycle handlebars (Ø 12-30 mm)



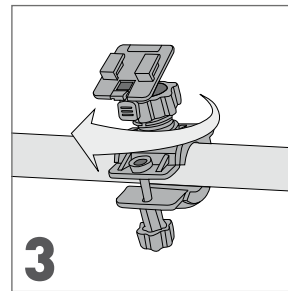
- Easy installation on bicycle handlebars (Ø 12-30 mm)



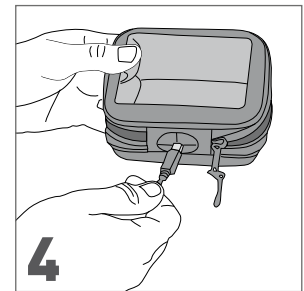
Adjustable system for mounting on handlebar



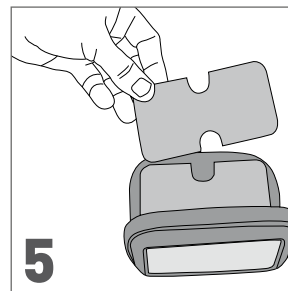
Screw the mounting system onto handlebar and adjust the tilt of the base as desired



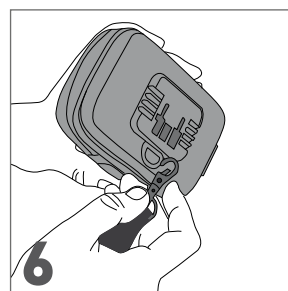
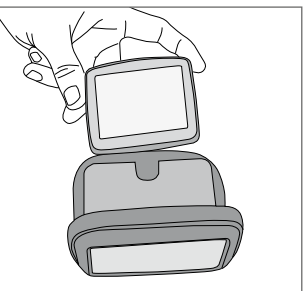
Tighten the adjustment collar on the base tilt system



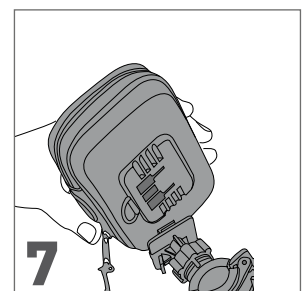
Thread cables (if necessary) through the provided slot



Insert the shims provided with the unit until the suitably shimmed navigator touches the clear surface of the case



Hook the safety band to the case and fasten the Velcro closure on other end of the strap to the handlebar



Snap the case onto the bracket